

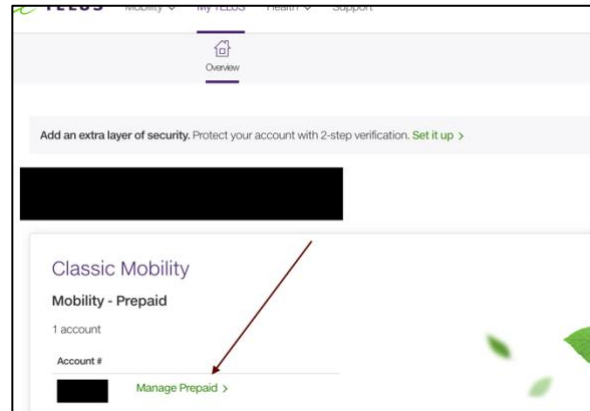
How to add money to your TELUS account / Як додати гроші на свій рахунок TELUS

1. Login to your account at <https://www.telus.com/en/>

Click “Manage Prepaid”

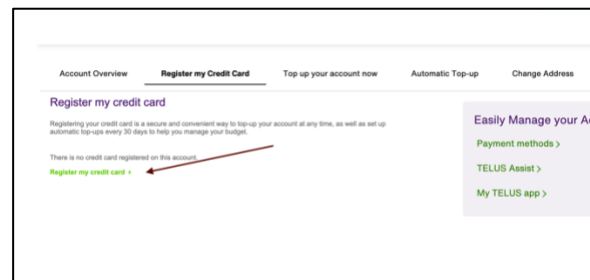
Увійдіть у свій обліковий запис на <https://www.telus.com/en/>

Натисніть «Manage Prepaid»

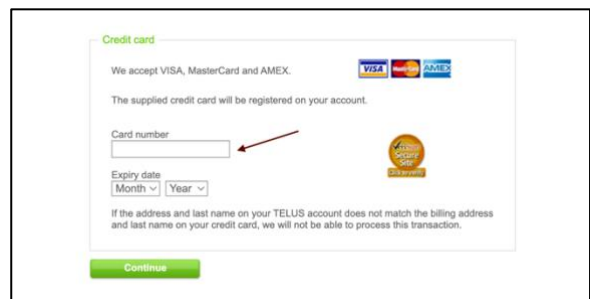


2. To add a credit card, click “register my credit card.” Otherwise, proceed to step 4.

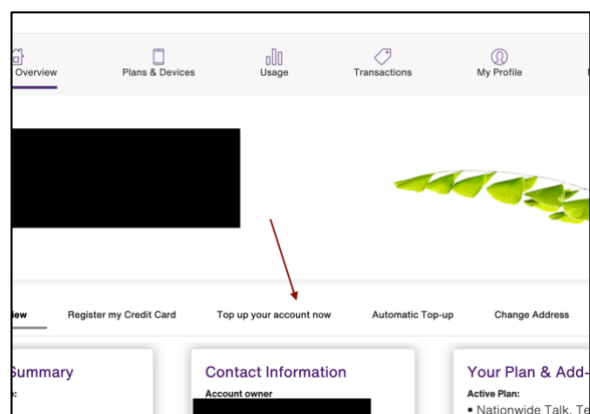
Щоб додати кредитну картку, натисніть «zareєstrувати мою кредитну картку». В іншому випадку перейдіть до кроку 4.



3. Enter your credit card information.
Введіть дані своєї кредитної картки.



4. Click “Top up your account now”
Натисніть « Top up your account now»



5. If you have a coupon code, click “Top Up PIN”.
Якщо у вас є код купона, натисніть «Top Up PIN».

Enter the number on your coupon.
Введіть номер на купоні.

The screenshot shows the 'Top up your account' page. At the top, there are navigation links: 'Account Overview', 'Register my Credit Card', 'Top up your account now' (highlighted), 'Automatic Top-up', and 'Change Address'. Below the navigation, the page title is 'Top up your account'. Underneath, it says 'Your account' and displays account details: 'Current balance: \$0.00', 'Balance expires: April 25, 2023', 'Local calling: \$0.00/min', and 'Long distance: \$0.00/min plus local airtime rate'. To the right, there is a sidebar with 'Easily Manage your Account' and links for 'Payment methods >', 'TELUS Assist >', and 'My TELUS app >'. The main section is titled 'Select top-up method' and has two radio buttons: 'Top-Up PIN' (selected) and 'Credit Card'. Below this, there is a 'Top-Up PIN' section with instructions: 'Enter the 12-digit top-up PIN below. The full amount of the PIN will be credited to your account immediately. You can find your top-up PIN on a receipt/voucher or on the back of a top-up card.' There is a text input field for the PIN and a green 'Continue' button. A red arrow points to the input field.

6. Otherwise, Click “Credit Card.”
В іншому випадку натисніть «Credit Card».

Select the amount you want to add.
Виберіть суму, яку хочете додати.

The screenshot shows the 'Choose top-up amount' page. At the top, it says 'Select top-up method' and has two radio buttons: 'Top-Up PIN' and 'Credit Card' (selected). Below this, it says 'Choose top-up amount' and provides instructions: 'Your credit card will be charged the selected amount plus applicable taxes. Your payment will be processed immediately.' There is a 'Choose top-up amount:' section with four radio buttons: '\$10' (selected), '\$25', '\$50', and '\$100'. Below this, there is a table for 'Credits expire in':

Credits expire in	30 days	60 days	80 days	365 days

A red arrow points to the '\$10' radio button.